

**F00RJ15751** Injector Nozzle Copper Washer Shim Technical Instruction

SKU: G1Y101575150DP

# COMMON RAIL — INJECTOR PART



COMMON RAIL  
INJECTOR PART



## F00RJ15751 Injector Nozzle Copper Washer Shim Technical Instruction

1. F00RJ15751 Injector Nozzle Copper Washer Shim Introduction .....	2
1.1. F00RJ15751 Injector Nozzle Copper Washer Shim Basic Information.....	2
1.2. F00RJ15751 Injector Nozzle Copper Washer Shim Common Part Number.....	2
1.3. F00RJ15751 Injector Nozzle Copper Washer Shim Parameters.....	2
1.4. F00RJ15751 Injector Nozzle Copper Washer Shim Specifications And Dimensions.....	2
1.5. F00RJ15751 Injector Nozzle Copper Washer Shim Quality Control.....	2
1.6. F00RJ15751 Injector Nozzle Copper Washer Shim Customization Service.....	3
1.7. F00RJ15751 Injector Nozzle Copper Washer Shim Parts List And Packaging Size .....	3
1.8. F00RJ15751 Injector Nozzle Copper Washer Shim Testing Standards and Certificates.....	5
1.9. F00RJ15751 Injector Nozzle Copper Washer Shim Warranty Instructions .....	5
1.10. F00RJ15751 Injector Nozzle Copper Washer Shim Manufacturer.....	6
2. F00RJ15751 Injector Nozzle Copper Washer Shim Technical Support .....	6
2.1. F00RJ15751 Injector Nozzle Copper Washer Shim Utilized Location .....	6
2.2. F00RJ15751 Injector Nozzle Copper Washer Shim Installation Precautions .....	7
2.3. Reasons for F00RJ15751 Injector Nozzle Copper Washer Shim Not Working Normally .....	8
2.4. Causes of F00RJ15751 Injector Nozzle Copper Washer Shim Being Damaged .....	8
2.5. F00RJ15751 Injector Nozzle Copper Washer Shim Storage Standards.....	9
2.6. F00RJ15751 Injector Nozzle Copper Washer Shim Technical Support Obtaining Methods .....	9
3. F00RJ15751 Injector Nozzle Copper Washer Shim Purchase And Delivery.....	10
3.1. F00RJ15751 Injector Nozzle Copper Washer Shim Purchase And Payment Term .....	10
3.2. F00RJ15751 Injector Nozzle Copper Washer Shim Main Sales Markets.....	10
3.3. F00RJ15751 Injector Nozzle Copper Washer Shim Declaration Requirements .....	10
3.4. F00RJ15751 Injector Nozzle Copper Washer Shim Shipping Ways.....	10
3.5. F00RJ15751 Injector Nozzle Copper Washer Shim Delivery Time .....	10
3.6. F00RJ15751 Injector Nozzle Copper Washer Shim Logistics Time for Destination Out of China's Areas.....	10
3.7. F00RJ15751 Injector Nozzle Copper Washer Shim Shipping Package .....	11
4. Company Information.....	11
4.1. Company Introduction.....	12
4.2. Contact Information .....	12
5. Copyright Statement.....	13

## F00RJ15751 Injector Nozzle Copper Washer Shim Technical Instruction

### 1. F00RJ15751 Injector Nozzle Copper Washer Shim Introduction

#### 1.1. F00RJ15751 Injector Nozzle Copper Washer Shim Basic Information

Title	F00RJ15751 Injector Nozzle Copper Washer Shim	Quality
SKU	G1Y101575150DP	China Made New

#### 1.2. F00RJ15751 Injector Nozzle Copper Washer Shim Common Part Number

##### 1) Injector Nozzle Copper Washer Shim Applicable Injector Model

Injector Part Number	Injector Part Number	Injector Part Number	Injector Part Number
/	/	/	/

##### 2) Injector Nozzle Copper Washer Shim Matching Information

Vehicle Brand	Car Model	Engine Model	OE Number
/	/	/	/

##### 3) Injector Nozzle Copper Washer Shim's Common Writing Methods

F00RJ15751, F 00R J15 751, F00 RJ1 5751, F00RJ15 751, F 00R J15751, F 00RJ15751,

#### 1.3. F00RJ15751 Injector Nozzle Copper Washer Shim Parameters

Injector Nozzle Copper Washer Shim Adaptation System: [Common Rail System](#)

Injector Nozzle Copper Washer Shim Series: [CRI1](#)、[CRI2](#)

Injector Nozzle Copper Washer Shim Type: [Electromagnetic](#)

#### 1.4. F00RJ15751 Injector Nozzle Copper Washer Shim Specifications And Dimensions

Injector Nozzle Copper Washer Shim Size: [8cm\\*8cm\\*1cm](#)

Single Injector Nozzle Copper Washer Shim Weight: [1.8g](#)

Injector Nozzle Copper Washer Shim With Packaging Weight: [180g](#)

Injector Nozzle Copper Washer Shim Quality: [China Made New](#)

Injector Nozzle Copper Washer Shim Packaging Size: [9\\*cm\\* 9cm \\*1cm](#)

Injector Nozzle Copper Washer Shim Type: [High Pressure Common Rail Injector Nozzle Copper Washer Shim](#)

Injector Nozzle Copper Washer Shim Minimum Order Quantity: [100 piece](#)

#### 1.5. F00RJ15751 Injector Nozzle Copper Washer Shim Quality Control

##### 1) Injector Nozzle Copper Washer Shim Testing

All parts of the injector nozzle copper washer shim have undergone electrical characteristics testing, precision testing, high temperature testing, low temperature testing, withstand pressure testing, leakage testing, durability testing, and various working conditions testing.

##### 2) Injector Nozzle Copper Washer Shim Installation

In addition, the injector nozzle copper washer shim production and installation process is quality



controlled. Our company strictly follows the standard product installation data and product installation steps for installation, such as injector nozzle copper washer shim stroke test, injector nozzle copper washer shim solenoid valve tightening torque, injector nozzle copper washer shim nozzle tightening torque.

### 3) Injector Nozzle Copper Washer Shim Inspection

The factory inspection of the injector nozzle copper washer shim has undergone three inspections: full inspection, random inspection, and batch inspection. Different brands of test benches are used to test the same injector nozzle copper washer shim for more than three times for factory inspection, and the fuel injector installation testing environment are progressed in dust-free workshop.

#### 1.6. F00RJ15751 Injector Nozzle Copper Washer Shim Customization Service

1) **Injector Nozzle Copper Washer Shim Customization Service Coverage:** Meet OEM manufacturers' customization needs for shell engraving, logo engraving, injector nozzle copper washer shim internal packaging, injector nozzle copper washer shim external packaging and labels, etc.

NO.	1	2
Picture		
Name	Injector Nozzle Copper Washer Shim Packaging	Injector Nozzle Copper Washer Shim Label

#### 2) Injector Nozzle Copper Washer Shim Customization Service Requirements:

The purchase quantity of customized [injector nozzle copper washer shim](#) is not less than **10 pieces**.




The purchase quantity of customized [injector nozzle copper washer shim boxes](#) is not less than **1000 pieces**.


⚠ When the customized products involve the need of specify logo, the OEM manufacturer is asked to provide trademark authorization and the sample of logo image file.

⚠ Once the customized injector nozzle copper washer shim is sold, it can't be returned or exchanged if there is no quality problems.

#### 1.7. F00RJ15751 Injector Nozzle Copper Washer Shim Parts List And Packaging Size

##### 1) Injector Nozzle Copper Washer Shim Parts List

NO.	1	2	3
Picture			
Name	Injector Nozzle Copper Washer Shim Assembly	Copper Washer Shim Inner Diameter	Copper Washer Shim Outer Diameter

Description	Injector nozzle copper washer shim part number: F00RJ15751	Inner diameter measurement 7.5mm	Outside diameter measurement 15mm
NO.	4	/	/
Picture		/	/
Name	Copper Washer Shim Thickness	/	/
Description	1.5mm	/	/

⚠ Minors are prohibited from using the injector nozzle copper washer shim assembly, O-ring, nozzle protective cover, injector nozzle copper washer shim shell protective cover, oil return protective cover, VCI anti-rust bag, and bubble bag to avoid personal injury.

⚠ O-rings and nozzle washer shim are one-time installation accessories and need to be replaced when installed again.

⚠ The nozzle protective cover, injector nozzle copper washer shim shell protective cover, and oil return protective cover are recyclable accessories and can be reused.

⚠ VCI anti-rust bags and bubble bags are non-degradable materials, please dispose of them properly after using.

⚠ The injector nozzle copper washer shim and the installation part duct must be treated with appropriate sealing oil during installation.

## 2) Injector Nozzle Copper Washer Shim Packaging Box Size



Pic No.1

NO.	Name	Injector Nozzle Copper Washer Shim Packaging Size (cm)
1	Injector nozzle copper washer shim packaging	9*9*1

## 1.8. F00RJ15751 Injector Nozzle Copper Washer Shim Testing Standards and Certificates

■ We can provide the factory quality inspection test report of each injector nozzle copper washer shim to ensure that each injector nozzle copper washer shim delivered meets the engine performance indicators.

<b>BOTEN</b>		<b>测试报告</b>		4.05.2019 10:42:09	
承审企业: _____					
电话: _____		地址: _____			
传真: _____		检测人: _____			
客户地址: _____					
电话: _____		送检单位: _____			
传真: _____		客户姓名: _____			
检测标准: _____					
检测名称: <u>酸雾法</u>					
型号-零件号: _____					
检测内容: _____					
<b>检测结果</b>					
检测报告号: C00002-6511					
检测项名称	标准要求值	实际检测值	判定依据	检测结果	合格
LOAK TEST:	XZ	—A—	C.5	20.0±1.0	✓
Back:	XZ	—A—	75%	40.0±2.0	✓
WAFER:	XZ	147.5±10.5	C.3	—B—	✗
Max:	2015	218.5±14.4	C.3	—D—	✓
TL:	28.5	35.0±8.5	C.3	—E—	✓
LL:	14.1	15.5±4.8	C.3	—A—	✓
VE:	5.7	4.5±1.0	C.3	—A—	✓
<input type="checkbox"/> 维修前 <input type="checkbox"/> 维修后					

Pic No.2

### 1.9. **F00RI15751** Injector Nozzle Copper Washer Shim Warranty Instructions

## 1) Product Warranty Conditions And Instructions

It is necessary to provide pictures, videos, or test reports tested by the injector nozzle copper washer shim inspection equipment when the injector nozzle copper washer shim is abnormal during use as evidence to feed back to the salesman. Abnormal conditions are properly explained such as: 1.Smoke, 2. Engine shake, 3. Difficulty starting the engine, 4. Engine noise, 5. Oil leakage etc.

## 2) Injector Nozzle Copper Washer Shim Warranty Coverage

- ① After customer receives the F00RJ15751 injector nozzle copper washer shim within 15 days , if there is a performance failure and the product has no damage on surface, customer can choose to replace it or repair it;
- ② If the F00RJ15751 injector nozzle copper washer shim has performance problems during the warranty period (3 months), and it is confirmed to be product's problems after being tested, you can contact our salesmen to replace the same model or a reworked product with the same performance for free;
- ③ If the injector nozzle copper washer shim shell has obvious scratches, it can only be repaired and it will



be returned as it is if the product is confirmed to be fault-free.

**⚠ Tips:** For products not covered by warranty, our company can provide paid maintenance services. For products after paid repaired, the same performance problem will have a free warranty period within 3 months from the date of repairing.

### 3) Injector Nozzle Copper Washer Shim Is Not Covered By Warranty

- ① The warranty period has expired.
- ② Injector nozzle copper washer shim failure caused by high temperature, high pressure, humidity, rain and snow, saline-alkali land, earthquake, and used in abnormal environment.
- ③ Customer disassembles or repairs the injector nozzle copper washer shim personally resulting in damage to the injector nozzle copper washer shim.
- ④ Injector nozzle copper washer shim damage caused by man-made reasons (throwing, strong magnetic field magnetization, set fire).
- ⑤ Injector nozzle copper washer shim failure or injector nozzle copper washer shim damage caused by non-injector nozzle copper washer shim design, technology, manufacturing, quality and other issues.
- ⑥ Injector nozzle copper washer shim failure due to system pressure exceeding system approved pressure.
- ⑦ Injector nozzle copper washer shim failure caused by system voltage exceeding approved voltage.
- ⑧ Injector nozzle copper washer shim failure caused by impurities (water, lead, aluminum powder, iron powder, sulfide) in the system fuel exceeding the standard requirements.
- ⑨ Injector nozzle copper washer shim failure caused by not installing according to the tightening torque specified in the vehicle engine maintenance manual (the tightening torque is too large or too small).
- ⑩ Injector nozzle copper washer shim failure caused by not following the installation angle specified in the vehicle engine maintenance manual.
- 11 Injector nozzle copper washer shim failure caused by not following the cleaning requirements specified in the vehicle engine maintenance manual.
- 12 Injector nozzle copper washer shim failure caused by failure to replace consumable parts as specified in the vehicle engine maintenance manual.
- 13 Injector nozzle copper washer shim failure caused by not complying with the intake system fit clearance and exhaust system fit clearance requirements specified in the vehicle engine maintenance manual.
- 14 Failure to replace the consumable parts and the fitting clearance of the oil inlet system pipeline and the injector nozzle copper washer shim connection in accordance with the fuel intake system specified in the vehicle engine maintenance manual.

#### 1.10. F00RJ15751 Injector Nozzle Copper Washer Shim Manufacturer

Injector Nozzle Copper Washer Shim Manufacturer: Shenzhen Shumatt Technology Co., Ltd

## 2. F00RJ15751 Injector Nozzle Copper Washer Shim Technical Support

### 2.1. F00RJ15751 Injector Nozzle Copper Washer Shim Utilized Location

Example: The code of the injector nozzle copper washer shim is as follows:

NO.	Name
-----	------



Pic No.3

## 2.2. **F00RJ15751** Injector Nozzle Copper Washer Shim Installation Precautions

- 1) The replacement of the injector nozzle copper washer shim must strictly follow the electrical system, the approved pressure of the low-pressure fuel intake system, the approved pressure of the high-pressure fuel circuit system, and fuel system replacement consumables requirements (including the low-pressure fuel circuit system filter and the high-pressure fuel circuit) specified in the vehicle engine maintenance manual.
- 2) Replacement of wearing parts of the fuel system, cleaning requirements for the connection between the fuel system and the injector nozzle copper washer shim, the fitting clearance of the injector nozzle copper washer shim connection, the installation angle and tightening torque of the injector nozzle copper washer shim, the fitting clearance of the intake system, and the fitting clearance of the exhaust system to ensure the service life of the engine and the normal operation of the injector nozzle copper washer shim.
- 3) When installing the injector nozzle copper washer shim on the engine, it is necessary to clean the engine block, cylinder head and other parts connected to the injector nozzle copper washer shim, and ensure that there is no dust, carbon deposits, water, rust spots, etc.
- 4) Before installing, check whether the injector nozzle copper washer shim washer shim has been replaced and installed on the injector nozzle copper washer shim.
- 5) When installing the injector nozzle copper washer shim, apply lubricant between the injector nozzle copper washer shim, fuel nozzle sealing washer shim and O-ring.
- 6) Without replacing new washer shim can lead to: deformation of the tight cap of nozzle, deformation of nozzle, deformation of nozzle orifice, oil leakage and air leakage, which will cause serious damage to the injector nozzle copper washer shim and nozzle to break and cause damage to the engine.
- 7) When installing the injector nozzle copper washer shim on the engine, please carefully check the components related to the installation of the injector nozzle copper washer shim, such as the injector



nozzle copper washer shim pressure plate, screw, injector nozzle copper washer shim rod and other accessories are not deformed, and install it in strict accordance with the operation steps of the engine maintenance manual.

- 8) It is forbidden to operate the bare injector nozzle copper washer shim for a long time in an environment with serious dust pollution and corrosion to iron products.
- 9) It is forbidden to operate the bare injector nozzle copper washer shim for a long time in a strong magnetic field environment.


### 2.3. Reasons for **F00RJ15751** Injector Nozzle Copper Washer Shim Not Working Normally

- 1) There is air in the oil circuit of the engine fuel system.
- 2) Vehicle injector nozzle copper washer shim oil supply system is not normal.
- 3) Engine common rail system oil leakage or pressure limiting valve damage.
- 4) There is a short circuit, cutting out and poor contact in the wiring harness connected to the injector nozzle copper washer shim of the vehicle.
- 5) The long-term placement of the injector nozzle copper washer shim causes the anti-rust oil to solidify, and the internal components are stuck or the oil holes are blocked.

**⚠ Before installing, carefully check whether other components in the common rail system are damaged so as to prevent the injector nozzle copper washer shim from not working properly after being replaced.**

### 2.4. Causes of **F00RJ15751** Injector Nozzle Copper Washer Shim Being Damaged

- 1) Didn't operate properly according to engine maintenance manual during disassembly or installation, resulting in damage to the injector nozzle copper washer shim .
- 2) The fuel oil used for the vehicle does not meet the standard cause damage to the injector nozzle copper washer shim, such as: the water content in the fuel oil exceeds the standard, iron powder, aluminum powder, sulfide impurities exceed the standard, etc.
- 3) The engine is not regularly maintained according to the engine maintenance manual (please refer to the vehicle maintenance manual for the maintenance mileage). For example, failure to replace the lubricating oil of the engine system for a long time will cause abnormal wear of the engine, excessive exhaust gas volume or a large amount of carbon deposits inside the engine. The filter is not replaced during maintenance or the replaced filter cannot reach the original filter standard. all above reasons can cause damage to the injector nozzle copper washer shim.
- 4) The abrasion of the oil pump produces iron powder and aluminum powder enter the injector nozzle copper washer shim and cause damage to the injector nozzle copper washer shim.
- 5) The deformation and abrasion of fuel tank result in iron powder or aluminum powder entering the injector nozzle copper washer shim and causing damage to it.
- 6) The injector nozzle copper washer shim is damaged due to replacement or adjustment of the relevant parts of the injector nozzle copper washer shim. For example, the valve clearance does not meet the standard after the engine is repaired, the replacement or modification of the wiring harness connected to the injector nozzle copper washer shim fails to meet the original standard.
- 7) The engine is overheated and overloaded for a long time working results in damage to the injector nozzle copper washer shim.
- 8) The injector nozzle copper washer shim will be damaged naturally at the end of its working life.
- 9) The injector nozzle copper washer shim is magnetized (injector nozzle copper washer shim parts' magnetic exceeded) causing the injector nozzle copper washer shim to not work properly.

 Before replacing the injector nozzle copper washer shim, please check the engine parts carefully according to the engine maintenance manual to avoid the injector nozzle copper washer shim being damaged again after replacement.

## 2.5. F00RJ15751 Injector Nozzle Copper Washer Shim Storage Standards

### 1) Choose a Suitable Storage Place

The warehouse and cargo yard where the injector nozzle copper washer shims are stored should be kept clean and dry, and away from the factory buildings that generate harmful gases and dust; do not mix with acid, alkali, salt and other substances; the storage place should have a good drainage system; the cargo yard should be flattened with gravel or furnace ash etc. to enhance the water permeability of the surface layer to keep the reservoir area dry.

### 2) Strict Storage Requirements

Strict inspections should be carried out when the injector nozzle copper washer shims are put into storage, the surface cleaning work should be done well to remove water traces, oil stains, ash and other dirt, remove the rust and do anti-rust treatment in time. Packaged injector nozzle copper washer shims must be protected from damage.

### 3) Keep The Warehouse Dry And Do Moisture-proof Work

The relative humidity is usually below 70% for the injector nozzle copper washer shims placed in the room, and the corrosion of the injector nozzle copper washer shims is significantly reduced.


Injector nozzle copper washer shims must be stored in the warehouse, and they are forbidden to store in the same warehouse with commodities with high water content.


### 4) Stack Properly

After the injector nozzle copper washer shim is exposed to rain, the corrosion rate will increase significantly. The purpose of sealing is to isolate the injector nozzle copper washer shim from rainwater and humid air, so the warehouse window should be checked in time to avoid rainwater entering the warehouse.

If the injector nozzle copper washer shim package is damaged, it should be repaired or replaced; when the package is damp, the packaging material should be dried; if the original anti-corrosion and oil applied at the factory is found to be damaged or dried up, it should be cleaned and re-applied oil in time.

 It is forbidden to leave the injector nozzle copper washer shim exposed in the air for a long time.

 It is forbidden to store acid, alkali, salt and other substances together with the injector nozzle copper washer shim.

 The unpacked injector nozzle copper washer shim must be rust-proof during secondary storage.

## 2.6. F00RJ15751 Injector Nozzle Copper Washer Shim Technical Support Obtaining Methods

- 1) Injector Nozzle Technical Data: <https://www.injectorpart.com/download/>
- 2) Injector Nozzle Technical Videos: <https://www.injectorpart.com/videos/>
- 3) Injector Nozzle Encyclopedia: <https://www.injectorpart.com/category/news/encyclopedia/>

### 3. F00RJ15751 Injector Nozzle Copper Washer Shim Purchase And Delivery

#### 3.1. F00RJ15751 Injector Nozzle Copper Washer Shim Purchase And Payment Term

**Payment Method:** T/T, Paypal, Alipay, WeChat

**⚠ Please contact our salesmen for specific payment information.**

#### 3.2. F00RJ15751 Injector Nozzle Copper Washer Shim Main Sales Markets

**Main Sales Markets Of Injector Nozzle Copper Washer Shims:** Asia, Europe, North America, South America, Africa etc.

#### 3.3. F00RJ15751 Injector Nozzle Copper Washer Shim Declaration Requirements

We can assist customers to provide the following documents for import customs clearance: contract, invoice, packing list, bill of lading, insurance policy, certificate of origin, etc.

#### 3.4. F00RJ15751 Injector Nozzle Copper Washer Shim Shipping Ways

**Destination in China areas:** SF Express, Debon Express, the corresponding logistics company can be provided according to customer requirements in special cases.

**Destinations out of China's areas:** DHL, UPS, FedEx, TNT air, ocean or other shipping methods required by customers.

#### 3.5. F00RJ15751 Injector Nozzle Copper Washer Shim Delivery Time

**Delivery Time:** Send out within 3 – 7 working days after receiving payment (Except for special products and special cases).

#### 3.6. F00RJ15751 Injector Nozzle Copper Washer Shim Logistics Time for Destination Out of China's Areas

**DHL Logistics Time:**

Country or Region of Departure	Hong Kong, China	Other Countries or Regions of Asia	Australia and New Zealand	Europe	America	Other Countries
China's Mainland	7 Days	7 Days	8 Days	8 Days	8-12 Days	7-10 Days

**UPS Logistics Time: Country or Region of Departure: China's Mainland**

Country of Destination	Estimated Arrival Time	Country of Destination	Estimated Arrival Time	Country of Destination	Estimated Arrival Time
Japan	3 Days	UK	5-7 Days	Egypt	5-7 Days
Turkey	5-7 Days	Singapore	3 Days	Switzerland	5-7 Days
Bahrain	5-7 Days	Latvia	7-10 Days	New Zealand	7-10 Days
Sri Lanka	5-7 Days	Thailand	3 Days	Austria	5-7 Days
Romania	5-7 Days	Vietnam	3-5 Days	Estonia	5-7 Days
Malaysia	3-5 Days	Israel	5-7 Days	Mexico	7-10 Days
France	5-7 Days	America	5-7 Days	United Arab Emirates	5-7 Days
Italy	5-7 Days	Netherlands	5-7 Days	Bengal	7-10 Days
Lebanon	5-7 Days	Philippine	3-5 Days	Greece	7-10 Days
South Korea	3 Days	Spain	5-7 Days	Myanmar	5-7 Days
Canada	5-7 Days	Germany	5-7 Days	Saudi Arabia	7-10 Days
Portugal	5-7 Days	Australia	5-7 Days	South Africa	7-10 Days
Denmark	5-7 Days	Belgium	5-7 Days	Ukraine	7-10 Days



India	7-10 Days	Qatar	7-10 Days	Poland	5-7 Days
Indonesia	3-5 Days	Morocco	7-10 Days	Pakistan	7-10 Days
Kuwait	7-10 Days	/	/	/	/

▲ The logistics time is for reference only, subjects are according to the actual arrival.

### 3.7. F00RJ15751 Injector Nozzle Copper Washer Shim Shipping Package

**Domestic express packaging:** Usually wrapped in waterproof scotch tape.




**International express packaging:** Wrapped with waterproof yellow tape after wrapping the black protective film.

**Pallet Shipping:** Use fumigation free and recycling trays that meet export requirements, and use white wrapping protective film to wrap and bind with cable ties for the outside, also, the products can be packaged according to customers' requirements.

▲ The packing tray is made of plastic and can be recycled.

▲ Transparent tape, yellow tape, black wrapping protective film, white wrapping protective film are non-degradable materials, please dispose of them properly.

▲ Minors are prohibited from using transparent tape, yellow tape, black wrapping protective film, and white wrapping protective film to avoid personal injury.

No.	1	2	3
Image			
Name	Domestic Express Packaging	International Express Packaging	Pallet Shipping
Description	Wrapped by transparent tape	Wrapped with yellow tape after wrapping black protective film	Use pallet that meet export requirements, and use white wrapping protective film to wrap and bind with cable ties

## 4. Company Information





Pic No.4


#### 4.1. Company Introduction


 **Mobile Phone/WeChat:** +86-13410541523


 **Hong Kong Mobile Phone:** +852-67653519

 **Tel:** +86-755-23215133

 **Shenzhen Office:** 11-12, Floor 14, Building 13, Qinchengda Building, Exit A, Honglang North Subway Station, Bao'an District, Shenzhen, China Mainland

 **Shenzhen Office:** Exit C, Qiao Touxu Metro Station, No. 66 Chongqing Road, Fuhai Avenue, Bao'an District, Shenzhen, China Mainland

 **Hong Kong Office:** Jianfa Street Industrial Zone, Tuen Mun, New Territories, Hong Kong, China

 **After-Sales Service Address:** Please contact our salesmen to obtain and provide the corresponding product maintenance reasons (Reference: [1.9. F00RJ15751 Injector nozzle copper washer shim Warranty Instructions](#).)

#### 4.2. Contact Information

Name	WeChat/ WhatsApp
Ruby	+86-13410541523

## 5. Copyright Statement

All content on [www.injectorpart.com](http://www.injectorpart.com) is sourced from and belongs to Shenzhen Shumatt Technology Co., Ltd. [www.injectorpart.com](http://www.injectorpart.com) has been authorized to use this content. Shenzhen Shumatt Technology Co., Ltd. holds all rights to the "[F00RJ15751](#) Injector nozzle copper washer shim Technical Instruction." Any reproduction, distribution, or public display of this material must clearly acknowledge Shenzhen Shumatt Technology Co., Ltd. as the source. Unauthorized use or failure to comply with these conditions will constitute a violation of the "Copyright Law of the People's Republic of China" and other relevant international laws and regulations.