

F00ZC01318 Injector Valve Set Technical Instruction

SKU1: G1S8F00ZC01318

SKU2: G1L10F00ZC01318

SKU3: L1000B2BZC01318



COMMON RAIL

INJECTOR PART



COMMON RAIL
INJECTOR PART



F00ZC01318 Injector Valve Set Technical Instruction

Content

1. F00ZC01318 Injector Valve Set Introduction	3
1.1. F00ZC01318 Injector Valve Set Basic Information	3
1.2. F00ZC01318 Injector Valve Set Application Information	3
1.3. F00ZC01318 Injector Valve Set Specifications and Dimensions Parameters	3
1.4. F00ZC01318 Injector Valve Set Quality Control	3
1.5. F00ZC01318 Injector Valve Set Customized Service	4
1.6. F00ZC01318 Injector Valve Set Spare Parts & Packing List	5
1.7. F00ZC01318 Injector Valve Set Warranty Instructions	6
2. F00ZC01318 Injector Valve Set Technical Support	7
2.1. F00ZC01318 Injector Valve Set Installation Precautions	7
2.2. F00ZC01318 Injector Valve Set Replacement Conditions	8
2.3. F00ZC01318 Injector Valve Set Storage Standard	9
2.4. F00ZC01318 Injector Valve Set Technical Support Obtaining Methods	9
3. F00ZC01318 Injector Valve Set Purchase and Delivery	9
3.1. F00ZC01318 Injector Valve Set Purchase Payment Terms	9
3.2. F00ZC01318 Injector Valve Set Main Sales Market.	9
3.3. F00ZC01318 Injector Valve Set Declaration Requirements	9
3.4. F00ZC01318 Injector Valve Set Shipping Ways	9
3.5. F00ZC01318 Injector Valve Set Lead Time	10
3.6. F00ZC01318 Injector Valve Set Logistics Time for Destination Out of China's Areas	10
3.7. F00ZC01318 Injector Valve Set Packing	10
4. Company Information	11
4.1. Company Introduction	11
4.2. Contact Information	12
5. Copyright Statement	12

FOOZC01318 Injector Valve Set Technical Instruction

1. F0OZC01318 Injector Valve Set Introduction

1.1. F0OZC01318 Injector Valve Set Basic Information

Title	Common Rail F0OZC01318 Injector Valve Set China Made New
SKU1	G1S8F0OZC01318
SKU2	G1L10F0OZC01318/L1000B2BZC01318

1.2. F0OZC01318 Injector Valve Set Application Information

1) F0OZC01318 Injector Valve Set Applicable Car Model Information

Injector Part Number	Car Model	OE Number	OE Number	OE Number
/	/	/	/	/

2) F0OZC01318 Injector Valve Set Applicable Injector Information

Injector Series	Injector Part Number	System Pressure	Re-manufactured Part Number	System Pressure	Universal Number	System Pressure	Universal Number	System Pressure
/	/	/	/	/	/	/	/	/

3) F0OZC01318 Injector Valve Set Part Number Common Writing

F0OZC01318, F0OZC01318, F 0OZ C01 318, F O O Z C01 318, F0OZ C01 318, F0OZ C01 318, F0OZC01 318, F0OZC01 318, F 0OZ C01318, F O O Z C01318, F 0OZC01318, F O O ZC01318, F0OZ C01318, F0OZ C01318

1.3. F0OZC01318 Injector Valve Set Specifications and Dimensions Parameters

Injector Valve Set Size: 13 cm*2 cm *2 cm

Injector Valve Set Box Size: 14 cm *3 cm *3 cm

Injector Valve Set Packing Size: 31 cm *12 cm

Injector Valve Set Net Weight: 0.03kg

Injector Valve Set Gross Weight: 0.03kg

Injector Valve Set Quality: China Made New

Injector Valve Set MOQ: 4PC

1.4. F0OZC01318 Injector Valve Set Quality Control

1) Injector Valve Set Testing

All parts of the injector valve set have undergone precision testing, high temperature testing, low temperature testing, withstand pressure testing, leakage testing, durability testing, and various working conditions testing.

2) Injector Valve Set Inspection









The factory inspection of the injector valve set is undergone three inspections: full inspection, random inspection, and batch inspection. Different brands of test benches are used to test the same injector valve set for more than three times for factory inspection, and the injector valve set's installation and testing environment are progressed in dust-free workshop.

3) Injector Valve Set Installation

When matching the valve cap and valve stem, we strictly complies with the standard of valve cap and valve stem clearance technical indicators to ensure that each injector valve set meets the factory standards and use standards.

1.5. F00ZC01318 Injector Valve Set Customized Service

1) **Injector Valve Set Customized Service Coverage:** Meet the customized needs of OEM manufacturers for valve color and lustre, valve cap groove customization, valve cap lettering ,valve cap logo engraving, valve cap QR code engraving, injector valve set internal packaging, injector valve set external packaging and label customization needs.

No.	1	2
Image		
Name	Valve Cap Color And Lustre	Valve Cap Color And Lustre
Description	Customized 1000 pieces (white color is optional)	Customized 1000 pieces (purple red color is optional)
No.	3	4
Image		
Name	Valve Cap Groove Customization	Valve Cap Lettering, Logo Engraving, QR Code Engraving Customization
No.	5	6
Image		
Name	Valve Set Box	Valve Set Box
Description	Rectangle is optional	Cylindrical is optional
No.	7	8
Image		
Name	Valve Set Bag	Valve Set Label 7cm*5cm

2) Injector Valve Set Customized Service Requirements:

The purchase quantity of [customized injector valve set package](#) is not less than 100 pieces.

The purchase quantity of [customized injector valve set groove](#) is not less than 100 pieces.

The purchase quantity of [customized injector valve set](#) is not less than 1000 pieces.






The purchase quantity of [customized CRDI injector valve cap engraving](#) is not less than 1000 pieces.

The purchase quantity of [customized CRDI injector valve color](#) is not less than between 1000 -10000 pieces.

⚠ When the customized products involve the need of specify logo, the OEM manufacturer is asked to provide trademark authorization and the sample of logo image file.

⚠ Once the customized injector valve set is sold, it can not be returned or exchanged if there is no quality problems.

1.6. F00ZC01318 Injector Valve Set Spare Parts & Packing List

No.	1	2
Image		
Name	Injector Valve Set	Injector Valve Set Anti-rust Paper
Description	Injector valve set part number F00ZC01318	Prevent the injector valve set from rusting
No.	3	4
Image		
Name	Injector Valve Set Box (Rectangle)	Injector Valve Set Box (Cylindrical)
Description	Protect the injector valve set from being damaged by colliding	Protect the injector valve set from being damaged by colliding
No.	5	6
Image		/
Name	VCI Anti-rust Bag	/
Description	Prevent the injector valve set from rusting	/

- ⚠ Minors are prohibited from using the injector valve set, valve set anti-rust paper, valve assembly box, and VCI anti-rust bag to avoid personal injury.
- ⚠ The valve set box is recyclable and can be reused.
- ⚠ VCI anti-rust bag is non-degradable material, please dispose of it properly after use.

1.7. **FOOZC01318** Injector Valve Set Warranty Instructions

1) **Injector valve set's Warranty Conditions and Instructions**

① It is necessary to provide pictures, videos, or test reports detected by the injector valve set inspection equipment when the injector valve set is abnormal during use as evidence to feed back to the salesman.

② Abnormal conditions are properly explained such as: 1.Smoke, 2. Engine shake, 3. Difficulty starting the engine, 4. Engine noise, 5. oil leakage etc.

2) **injector valve set Warranty Coverage**

① After receiving the injector valve set **FOOZC01318** within 15 days, if there is a performance failure and the product has no appearance damage, you can choose to replace it or repair it;

② If the injector valve set **FOOZC01318** has performance problems during the warranty period (6-12 months), and it is confirmed to be product's problems after being tested, you can contact our salesmen to replace the same model or a reworked product with the same performance for free;

③ If the injector valve set has obvious scratches on the surface, it can only be repaired and it will be returned as it is if the product is confirmed to be fault-free.

3) **injector valve set Out of Warranty Coverage**

① The injector valve set's warranty period has expired.

② Injector valve set failure caused by high temperature, high pressure, humidity, rain and snow, saline-alkali land, earthquake, and used in abnormal environment.

③ Injector valve set damage caused by man-made reasons (throwing, strong magnetic field magnetization, set fire).

④ Injector valve set failure or injector damage caused by non-injector design, technology, manufacturing, quality and other issues.

⑤ Injector valve set failure due to system pressure exceeding system approved pressure.

⑥ Injector valve set failure caused by system voltage exceeding approved voltage.

⑦ Injector valve set failure caused by impurities (water, lead, aluminum powder, iron powder, sulfide) in the system fuel exceeding the standard requirements.

⑧ Injector valve set failure caused by not installing according to the tightening torque specified in the vehicle engine maintenance manual (the tightening torque is too large or too small).

⑨ Injector valve set failure caused by not following the installation angle specified in the injector maintenance manual.

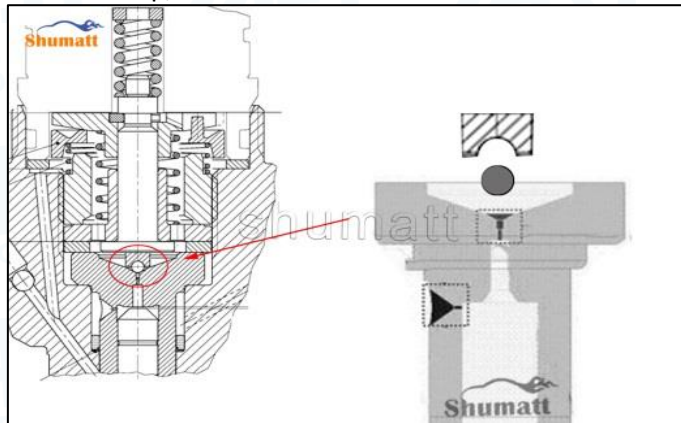
⑩ Injector valve set failure caused by not following the cleaning requirements specified in the injector maintenance manual.

11 Injector valve set failure caused by failure to replace consumable parts as specified in the injector maintenance manual.

2. F00ZC01318 Injector Valve Set Technical Support

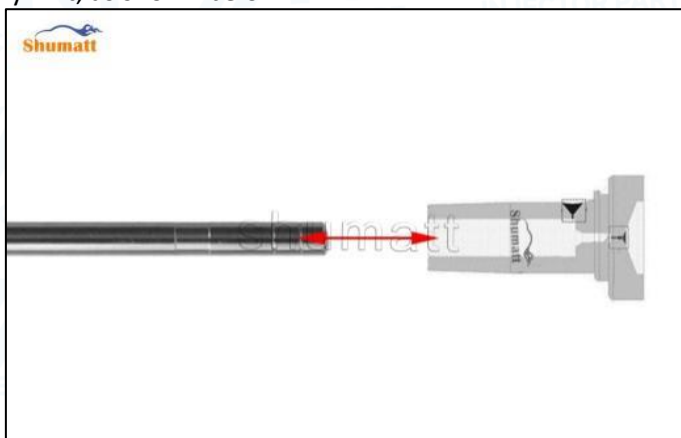
2.1. F00ZC01318 Injector Valve Set Installation Precautions

- 1) Clean the injector valve set in an ultrasonic cleaner for 3-5 minutes before installation, so as to make the stains, dust, rust-proof oil oxides, paraffin base, naphthenic base, intermediate base, salt, lead naphthenate, zinc naphthenate, sodium petroleum sulfonate, barium petroleum sulfonate, calcium petroleum sulfonate, tallow diamine trioleate, rosinamine on the surface of the injector valve set fall off.
- 2) Use compressed air to clean the cleaning fluid attached to the surface of the injector valve set after cleaning, and clean it up to the standard of use.
- 3) When installing the steel ball and ball seat, pay attention to the steel ball should close tightly to the oil return hole at the top of the valve cap, as shown below:



Pic No.1

- ① When installing the valve stem, make sure that the valve stem and the bonnet must ensure that the valve stem can move smoothly in it, as shown below:



Pic No.2







- ② When installing the injector valve set, the oil inlet position should be 180° between the oil inlet position of the injector body.

⚠ If the injector steel ball and the ball seat are not installed in accordance with the standard, it may cause serious damage to the injector valve set.

2.2. F00ZC01318 Injector Valve Set Replacement Conditions

1) Valve Cap




Under the microscope, magnify 20 times to check that the oil inlet hole of the valve cap and the oil return hole of the bonnet are not worn, grooved, scratched, damaged, rusted or dented.

No.	1	2	3
Image			
Description	Injector valve set oil inlet hole location	Injector valve set oil return hole location	The oil inlet and oil return holes of the injector valve set are free of wear, grooves, scratches, damage, rust, dents, which do not need to be replaced
No.	4	5	6
Image			
Description	The injector valve set oil hole is recessed and needs to be replaced	The injector valve set oil hole is worn and needs to be replaced	The injector valve set oil hole is punched and needs to be replaced

- ⚠ The wear of the top oil return hole causes the oil return to be too large and the leaking injector cannot inject oil.
- ⚠ The oil inlet hole on the side is blocked, causing the injector to fail to establish the pressure chamber and the injector cannot work normally
- ⚠ Wear of the oil chamber of the valve cap will cause fuel injector failure. In severe cases, the fuel injector will not work properly.

2) Valve Stem

Magnify 20 times under a microscope to check whether the valve stem is worn, the surface is not smooth, discolored, or rusty.

No.	1	2	3
Image			
Description	The valve stem is worn out and needs to be replaced	The valve stem surface is not smooth and colorless, and it needs to be replaced	The valve stem is rusty and needs to be replaced

- ⚠ The excessive clearance between the valve stem wear, housing and the valve cap will causes injector lag.
- ⚠ The valve stem lag will cause the injector to start the solenoid to start, and the oil needle can not

return quickly after the nozzle is opened.

⚠ Check the injector components before replacing the injector valve set according following the injector service manual to avoid further damage to the injector valve set after replacement.

2.3. F00ZC01318 Injector Valve Set Storage Standard

(1) Choose a Suitable Storage Place

The warehouse and cargo yard where the injector valve set is stored should be kept clean and dry, and away from the factory buildings that generate harmful gases and dust; do not mix with acid, alkali, salt and other substances; the storage place should have a good drainage system; the cargo yard should be flattened with gravel or furnace ash etc. to enhance the water permeability of the surface layer to keep the reservoir area dry.

(2) Strict Requirements of Warehousing

Strict inspections should be carried out when the injector valve sets are put into storage, the surface cleaning work should be done well to remove water traces, oil stains, ash and other dirt, remove the rust and do anti-rust treatment in time. Packaged injector valve set must be protected from damage.

(3) Keep The Warehouse Dry And Preventing Moisture

The relative humidity is usually below 70% for the injector valve set placed in the room, and the corrosion of the injector valve set is significantly reduced.

Injector valve set must be stored in the warehouse, and they are forbidden to store in the same warehouse with commodities with high water content.

(4) Stack Properly

After the injector valve set is exposed to rain, the corrosion rate will increase significantly. The purpose of sealing is to isolate the injector valve set from rainwater and humid air, so the warehouse window should be checked in time to avoid rainwater entering the warehouse.

If the injector valve set package is damaged, it should be repaired or replaced; when the package is damp, the packaging material should be dried; if the original anti-corrosion and oil applied at the factory is found to be damaged or dried up, it should be cleaned and re-applied oil in time.

⚠ It is forbidden to leave the injector valve set exposed in the air for a long time.

⚠ It is forbidden to store acid, alkali, salt and other substances together with the injector valve set.

⚠ The unpacked injector valve set must be rust-proof during secondary storage.

2.4. F00ZC01318 Injector Valve Set Technical Support Obtaining Methods

(1) Injector Valve Set Technical Data: <https://www.injectorpart.com/download/>

(2) Injector Valve Set Videos: <https://www.injectorpart.com/videos/>

(3) Injector Valve Set Encyclopedia: <https://www.injectorpart.com/category/news/encyclopedia/>

3. F00ZC01318 Injector Valve Set Purchase and Delivery.

3.1. F00ZC01318 Injector Valve Set Purchase Payment Terms

Payment Terms: T/T, PayPal, Alipay, WeChat

⚠ Please contact our salesmen for specific payment information.

3.2. F00ZC01318 Injector Valve Set Main Sales Market.

Injector Valve Set main sales markets: Asia, Europe, North America, South America, Africa etc.

3.3. F00ZC01318 Injector Valve Set Declaration Requirements

We can assist customers to provide the following documents for import customs clearance: contract, invoice, packing list, bill of lading, insurance policy, certificate of origin, etc.

3.4. F00ZC01318 Injector Valve Set Shipping Ways

Destination in China areas: SF Express, Debon Express, the corresponding logistics company can be provided according to customer requirements in special cases.

Destinations out of China's areas: DHL, UPS, FedEx, TNT air, ocean or other shipping methods required by customers.

3.5. F00ZC01318 Injector Valve Set Lead Time

Lead time: Send out within 3 – 7 working days after receiving payment (Except for special products and special cases).

3.6. F00ZC01318 Injector Valve Set Logistics Time for Destination Out of China's Areas

DHL Logistics Time:

Country or Region of Departure	Hong Kong, China	Other Countries or Regions of Asia	Australia and New Zealand	Europe	America	Other Countries
China's Mainland	7 Days	7 Days	8 Days	8 Days	8-12 Days	7-10 Days

UPS Logistics Time: Country or Region of Departure: China's Mainland

Country of Destination	Estimated Arrival Time	Country of Destination	Estimated Arrival Time	Country of Destination	Estimated Arrival Time
Japan	3 Days	UK	5-7 Days	Egypt	5-7 Days
Turkey	5-7 Days	Singapore	3 Days	Switzerland	5-7 Days
Bahrain	5-7 Days	Latvia	7-10 Days	New Zealand	7-10 Days
Sri Lanka	5-7 Days	Thailand	3 Days	Austria	5-7 Days
Romania	5-7 Days	Vietnam	3-5 Days	Estonia	5-7 Days
Malaysia	3-5 Days	Israel	5-7 Days	Mexico	7-10 Days
France	5-7 Days	America	5-7 Days	United Arab Emirates	5-7 Days
Italy	5-7 Days	Netherlands	5-7 Days	Bengal	7-10 Days
Lebanon	5-7 Days	Philippine	3-5 Days	Greece	7-10 Days
South Korea	3 Days	Spain	5-7 Days	Myanmar	5-7 Days
Canada	5-7 Days	Germany	5-7 Days	Saudi Arabia	7-10 Days
Portugal	5-7 Days	Australia	5-7 Days	South Africa	7-10 Days
Denmark	5-7 Days	Belgium	5-7 Days	Ukraine	7-10 Days
India	7-10 Days	Qatar	7-10 Days	Poland	5-7 Days
Indonesia	3-5 Days	Morocco	7-10 Days	Pakistan	7-10 Days
Kuwait	7-10 Days	/	/	/	/

⚠ The logistics time is for reference only and is subjected to the actual arrival.

3.7. F00ZC01318 Injector Valve Set Packing




Domestic Express Packaging: Usually wrapped in waterproof scotch tape, such as picture No.1.

International Express Packaging: Wrapped with waterproof yellow tape After wrapping the black protective film, such as picture No. 2.

Pallet Shipping: Use fumigation free and recycling trays that meet export requirements, and use white wrapping protective film to wrap and bind with cable ties for the outside, such as picture No. 3, Also, the products can be packaged according to customers' requirements.

⚠ The packing tray is made of plastic and can be recycled.

- ⚠ Transparent tape, yellow tape, black wrapping protective film, white wrapping protective film are non-degradable materials, please dispose of them properly.
- ⚠ Minors are prohibited from using transparent tape, yellow tape, black wrapping protective film, and white wrapping protective film to avoid personal injury.

No.	1	2	3
Image			
Name	Domestic Express Packaging	International Express Packaging	Pallet Shipping
Description	Wrapped by transparent tape	Wrapped with yellow tape after wrapping black protective film	Use pallet that meet export requirements, and use white wrapping protective film to wrap and bind with cable ties

4. Company Information



4.1. Company Introduction

📞 Mob Phone/WeChat: +86-13410541523

📞 HK Telephone: +852-67653519

📞 Telephone: +86-755-23215133

📍 **Shenzhen Office:** 11-12, Floor 14, Building 13, Qinchengda Building, Exit A, Honglang North Subway Station, Bao'an District, Shenzhen, China's Mainland

📍 **Shenzhen Office:** Exit C, Qiao Touxu Metro Station, NO. 66 Chongqing Road, Fuhai Avenue, Bao'an District, Shenzhen, China Mainland

📍 **Hong Kong Office:** Jianfa Street Industrial Zone, Tuen Mun, New Territories, Hong Kong, China

📍 **After-sales Service Address:** Please contact our salesmen to obtain and provide the corresponding product maintenance reasons (Reference: [1.7. F00ZC01318 Injector Valve Set Warranty Instructions](#))

4.2. Contact Information

Name	WeChat/ WhatsApp
Ruby	+86-13410541523

5. Copyright Statement

All content on www.injectorpart.com is sourced from and belongs to Shenzhen Shumatt Technology Co., Ltd. www.injectorpart.com has been authorized to use this content. Shenzhen Shumatt Technology Co., Ltd. holds all rights to the "[F00ZC01318 Injector Valve Set Technical Instruction](#)." Any reproduction, distribution, or public display of this material must clearly acknowledge Shenzhen Shumatt Technology Co., Ltd. as the source. Unauthorized use or failure to comply with these conditions will constitute a violation of the "Copyright Law of the People's Republic of China" and other relevant international laws and regulations.