

**F00VC38040** Injector Body O-ring Technical Instruction

**SKU: G1W2F00VC38040**

# COMMON RAIL — INJECTOR PART



COMMON RAIL  
INJECTOR PART



## F00VC38040 Injector Body O-ring Technical Instruction

1. F00VC38040 Injector Body O-ring Introduction .....	2
1.1. F00VC38040 Injector Body O-ring Basic Information .....	2
1.2. F00VC38040 Injector Body O-ring Common Part Number .....	2
1.3. F00VC38040 Injector Body O-ring Parameters .....	2
1.4. F00VC38040 Injector Body O-ring Specifications And Dimensions .....	2
1.5. F00VC38040 Injector Body O-ring Quality Control .....	2
1.6. F00VC38040 Injector Body O-ring Customization Service .....	3
1.7. F00VC38040 Injector Body O-ring Parts List And Packaging Size .....	3
1.8. F00VC38040 Injector Body O-ring Testing Standards and Certificates .....	5
1.9. F00VC38040 Injector Body O-ring Warranty Instructions .....	6
1.10. F00VC38040 Injector Body O-ring Manufacturer .....	7
2. F00VC38040 Injector Body O-ring Technical Support .....	7
2.1. F00VC38040 Injector Body O-ring Utilized Location .....	7
2.2. F00VC38040 Injector Body O-ring Installation Precautions .....	8
2.3. Reasons for F00VC38040 Injector Body O-ring Not Working Normally .....	9
2.4. Causes of F00VC38040 Injector Body O-ring Being Damaged .....	9
2.5. F00VC38040 Injector Body O-ring Storage Standards .....	10
2.6. F00VC38040 Injector Body O-ring Technical Support Obtaining Methods .....	10
3. F00VC38040 Injector Body O-ring Purchase And Delivery .....	10
3.1. F00VC38040 Injector Body O-ring Purchase And Payment Term .....	10
3.2. F00VC38040 Injector Body O-ring Main Sales Markets .....	11
3.3. F00VC38040 Injector Body O-ring Declaration Requirements .....	11
3.4. F00VC38040 Injector Body O-ring Shipping Ways .....	11
3.5. F00VC38040 Injector Body O-ring Delivery Time .....	11
3.6. F00VC38040 Injector Body O-ring Logistics Time for Destination Out of China's Areas .....	11
3.7. F00VC38040 Injector Body O-ring Shipping Package .....	12
4. Company Information .....	12
4.1. Company Introduction .....	13
4.2. Contact Information .....	13
5. Copyright Statement .....	14

## F00VC38040 Injector Body O-ring Technical Instruction

### 1. F00VC38040 Injector Body O-ring Introduction

#### 1.1. F00VC38040 Injector Body O-ring Basic Information

Title	F00VC38040 Injector Body O-ring	Quality
SKU	G1W2F00VC38040	China Made New

#### 1.2. F00VC38040 Injector Body O-ring Common Part Number

##### 1) Injector Body O-ring Applicable Injector Model

Injector Part Number	Injector Part Number	Injector Part Number	Injector Part Number	Injector Part Number
0445110168	0445110169	0445110284	0445110315	0986435175
0986435176	0986435198	0986435246	0986435287	/

##### 2) Injector Body O-ring Matching Information

Vehicle Brand	Car Model	Engine Model	OE Number
RENAULT	Mascott 120	DXi 3-120 ZD3 600	77 01 061 083
DONGFENG	/	NGD3.0E_EU3	/

##### 3) Injector Body O-ring's Common Writing Methods

F00VC38040, F 00V C38 040, F00 VC3 8040, F00VC38 040, F00 VC38040, F 00VC38040,

#### 1.3. F00VC38040 Injector Body O-ring Parameters

Injector Body O-ring Adaptation System: [Common Rail System](#)

Injector Body O-ring Series: [0445110 Series](#)

Injector Body O-ring Type: [Electromagnetic](#)

#### 1.4. F00VC38040 Injector Body O-ring Specifications And Dimensions

Injector Body O-ring Size: [Diameter: 2.8mm](#) [Inner diameter: 20.9mm](#) [Outer diameter: 26.5mm](#)

Single Injector Body O-ring Weight: [0.1g](#)

Injector Body O-ring With Packaging Weight: [10g](#)

Injector Body O-ring Quality: [China Made New](#)

Injector Body O-ring Packaging Size: [11cm\\* 15cm \\*4cm](#)

Injector Body O-ring Type: [High Pressure Common Rail Injector Body O-ring](#)

Injector Body O-ring Minimum Order Quantity: [100 pieces](#)

#### 1.5. F00VC38040 Injector Body O-ring Quality Control

##### 1) Injector Body O-ring Testing

All parts of the injector body O-ring have undergone electrical characteristics testing, precision testing, high temperature testing, low temperature testing, withstand pressure testing, leakage testing, durability testing, and various working conditions testing.



## 2) Injector Body O-ring Installation


In addition, the injector body O-ring production and installation process is quality controlled. Our company strictly follows the standard product installation data and product installation steps for installation, such as injector body O-ring stroke test, injector body O-ring solenoid valve tightening torque, injector body O-ring nozzle tightening torque.

## 3) Injector Body O-ring Inspection

The factory inspection of the injector body O-ring has undergone three inspections: full inspection, random inspection, and batch inspection. Different brands of test benches are used to test the same injector body O-ring for more than three times for factory inspection, and the fuel injector installation testing environment are progressed in dust-free workshop.

### 1.6. F00VC38040 Injector Body O-ring Customization Service

- 1) **Injector Body O-ring Customization Service Coverage:** Meet OEM manufacturers' customization needs for shell engraving, logo engraving, injector body O-ring internal packaging, injector body O-ring external packaging and labels, etc.

NO.	1
Picture	
Name	Injector Body O-ring Packaging

## 2) Injector Body O-ring Customization Service Requirements:

The purchase quantity of customized [injector body O-ring](#) is not less than **10 pieces**.




The purchase quantity of customized [injector body O-ring boxes](#) is not less than **1000 pieces**.


⚠ When the customized products involve the need of specify logo, the OEM manufacturer is asked to provide trademark authorization and the sample of logo image file.

⚠ Once the customized injector body O-ring is sold, it can't be returned or exchanged if there is no quality problems.

### 1.7. F00VC38040 Injector Body O-ring Parts List And Packaging Size

#### 1) Injector Body O-ring Parts List

NO.	1	2	3
Picture			

Name	Injector Body O-ring Assembly	Injector Body O-ring Diameter	Injector Body O-ring Inner Diameter
Description	Injector body O-ring part number: F00VC38040	Diameter: 2.8mm	Inner Diameter: 20.9mm
NO.	4	/	/
Picture		/	/
Name	Injector Body O-ring Outer Diameter	/	/
Description	Outer Diameter: 26.5mm	/	/

⚠ Minors are prohibited from using the injector body O-ring assembly, O-ring, nozzle protective cover, injector body O-ring shell protective cover, oil return protective cover, VCI anti-rust bag, and bubble bag to avoid personal injury.

⚠ O-rings and nozzle washer shim are one-time installation accessories and need to be replaced when installed again.

⚠ The nozzle protective cover, injector body O-ring shell protective cover, and oil return protective cover are recyclable accessories and can be reused.

⚠ VCI anti-rust bags and bubble bags are non-degradable materials, please dispose of them properly after using.

⚠ The injector body O-ring and the installation part duct must be treated with appropriate sealing oil during installation.

## 2) Injector Body O-ring Packaging Box Size



Pic No.1

NO.	Name	Injector Body O-ring Packaging Size (cm)
1	Injector body O-ring packaging	11*15*4

#### 1.8. **F00VC38040** Injector Body O-ring Testing Standards and Certificates

We can provide the factory quality inspection test report of each injector body O-ring to ensure that each injector body O-ring delivered meets the engine performance indicators.

BOTEN		测试报告		4.05.2019 10:42:09	
企业名称: _____					
电话: _____		地址: _____			
传真: _____		检测人: _____			
客户地址: _____		送检单位: _____			
电话: _____		客户姓名: _____			
传真: _____		_____			
检测描述: _____					
检测名称: <u>燃油泵</u>					
型号-零件号: _____					
检测时间: _____					
<b>检测结果</b>					
检测项目编号: C051002-0511					
	检测项目	检测结果	标准值	判定	备注
	LEAK TEST:	0.0	0.5	合格	20.0±1.0
	Back:	0.0	1.0	合格	0.0±0.5
	WARM:	12.0±10.0	0.0	不合格	0.0±0.5
	Max:	210.0	210.0±14.0	合格	0.0±0.5
	TL:	28.0	28.0±8.0	合格	0.0±0.5
	UL:	14.0	14.0±4.0	合格	0.0±0.5
	VE:	0.0	4.0±1.0	合格	0.0±0.5
检测人: _____ 检测日期: _____					

Pic No.2

## 1.9. F00VC38040 Injector Body O-ring Warranty Instructions

### 1) Product Warranty Conditions And Instructions

It is necessary to provide pictures, videos, or test reports tested by the injector body O-ring inspection equipment when the injector body O-ring is abnormal during use as evidence to feed back to the salesman. Abnormal conditions are properly explained such as: 1.Smoke, 2. Engine shake, 3. Difficulty starting the engine, 4. Engine noise, 5. Oil leakage etc.

### 2) Injector Body O-ring Warranty Coverage

- ① After customer receives the F00VC38040 injector body O-ring within 15 days , if there is a performance failure and the product has no damage on surface, customer can choose to replace it or repair it;
- ② If the F00VC38040 injector body O-ring has performance problems during the warranty period (3 months), and it is confirmed to be product's problems after being tested, you can contact our salesmen to replace the same model or a reworked product with the same performance for free;
- ③ If the injector body O-ring shell has obvious scratches, it can only be repaired and it will be returned as it is if the product is confirmed to be fault-free.

**! Tips:** For products not covered by warranty, our company can provide paid maintenance services. For products after paid repaired, the same performance problem will have a free warranty period within 3 months from the date of repairing.



### 3) Injector Body O-ring Is Not Covered By Warranty

- ① The warranty period has expired.
- ② Injector body O-ring failure caused by high temperature, high pressure, humidity, rain and snow, saline-alkali land, earthquake, and used in abnormal environment.
- ③ Customer disassembles or repairs the injector body O-ring personally resulting in damage to the injector body O-ring.
- ④ Injector body O-ring damage caused by man-made reasons (throwing, strong magnetic field magnetization, set fire).
- ⑤ Injector body O-ring failure or injector body O-ring damage caused by non-injector body O-ring design, technology, manufacturing, quality and other issues.
- ⑥ Injector body O-ring failure due to system pressure exceeding system approved pressure.
- ⑦ Injector body O-ring failure caused by system voltage exceeding approved voltage.
- ⑧ Injector body O-ring failure caused by impurities (water, lead, aluminum powder, iron powder, sulfide) in the system fuel exceeding the standard requirements.
- ⑨ Injector body O-ring failure caused by not installing according to the tightening torque specified in the vehicle engine maintenance manual (the tightening torque is too large or too small).
- ⑩ Injector body O-ring failure caused by not following the installation angle specified in the vehicle engine maintenance manual.
- 11 Injector body O-ring failure caused by not following the cleaning requirements specified in the vehicle engine maintenance manual.
- 12 Injector body O-ring failure caused by failure to replace consumable parts as specified in the vehicle engine maintenance manual.
- 13 Injector body O-ring failure caused by not complying with the intake system fit clearance and exhaust system fit clearance requirements specified in the vehicle engine maintenance manual.
- 14 Failure to replace the consumable parts and the fitting clearance of the oil inlet system pipeline and the injector body O-ring connection in accordance with the fuel intake system specified in the vehicle engine maintenance manual.

#### 1.10. **F00VC38040** Injector Body O-ring Manufacturer

**Injector Body O-ring Manufacturer:** Shenzhen Shumatt Technology Co., Ltd

## 2. **F00VC38040** Injector Body O-ring Technical Support

### 2.1. **F00VC38040** Injector Body O-ring Utilized Location

**Example:** The code of the injector body O-ring is as follows:

NO.	Name
A	Injector Body O-ring





Pic No.3

## 2.2. **F00VC38040** Injector Body O-ring Installation Precautions


- 1) The replacement of the injector body O-ring must strictly follow the electrical system, the approved pressure of the low-pressure fuel intake system, the approved pressure of the high-pressure fuel circuit system, and fuel system replacement consumables requirements (including the low-pressure fuel circuit system filter and the high-pressure fuel circuit) specified in the vehicle engine maintenance manual.
- 2) Replacement of wearing parts of the fuel system, cleaning requirements for the connection between the fuel system and the injector body O-ring, the fitting clearance of the injector body O-ring connection, the installation angle and tightening torque of the injector body O-ring, the fitting clearance of the intake system, and the fitting clearance of the exhaust system to ensure the service life of the engine and the normal operation of the injector body O-ring.
- 3) When installing the injector body O-ring on the engine, it is necessary to clean the engine block, cylinder head and other parts connected to the injector body O-ring, and ensure that there is no dust, carbon deposits, water, rust spots, etc.
- 4) Before installing, check whether the injector body O-ring washer shim has been replaced and installed on the injector body O-ring.
- 5) When installing the injector body O-ring, apply lubricant between the injector body O-ring, fuel nozzle sealing washer shim and O-ring.
- 6) Without replacing new washer shim can lead to: deformation of the tight cap of nozzle, deformation of nozzle, deformation of nozzle orifice, oil leakage and air leakage, which will cause serious damage to the injector body O-ring and nozzle to break and cause damage to the engine.
- 7) When installing the injector body O-ring on the engine, please carefully check the components related

to the installation of the injector body O-ring, such as the injector body O-ring pressure plate, screw, injector body O-ring rod and other accessories are not deformed, and install it in strict accordance with the operation steps of the engine maintenance manual.

- 8) It is forbidden to operate the bare injector body O-ring for a long time in an environment with serious dust pollution and corrosion to iron products.
- 9) It is forbidden to operate the bare injector body O-ring for a long time in a strong magnetic field environment.

### 2.3. Reasons for F00VC38040 Injector Body O-ring Not Working Normally

- 1) There is air in the oil circuit of the engine fuel system.
- 2) Vehicle injector body O-ring oil supply system is not normal.
- 3) Engine common rail system oil leakage or pressure limiting valve damage.
- 4) There is a short circuit, cutting out and poor contact in the wiring harness connected to the injector body O-ring of the vehicle.
- 5) The long-term placement of the injector body O-ring causes the anti-rust oil to solidify, and the internal components are stuck or the oil holes are blocked.

 Before installing, carefully check whether other components in the common rail system are damaged so as to prevent the injector body O-ring from not working properly after being replaced.

### 2.4. Causes of F00VC38040 Injector Body O-ring Being Damaged

- 1) Didn't operate properly according to engine maintenance manual during disassembly or installation, resulting in damage to the injector body O-ring .
- 2) The fuel oil used for the vehicle does not meet the standard cause damage to the injector body O-ring, such as: the water content in the fuel oil exceeds the standard, iron powder, aluminum powder, sulfide impurities exceed the standard, etc.
- 3) The engine is not regularly maintained according to the engine maintenance manual (please refer to the vehicle maintenance manual for the maintenance mileage). For example, failure to replace the lubricating oil of the engine system for a long time will cause abnormal wear of the engine, excessive exhaust gas volume or a large amount of carbon deposits inside the engine. The filter is not replaced during maintenance or the replaced filter cannot reach the original filter standard. all above reasons can cause damage to the injector body O-ring.
- 4) The abrasion of the oil pump produces iron powder and aluminum powder enter the injector body O-ring and cause damage to the injector body O-ring.
- 5) The deformation and abrasion of fuel tank result in iron powder or aluminum powder entering the injector body O-ring and causing damage to it.
- 6) The injector body O-ring is damaged due to replacement or adjustment of the relevant parts of the injector body O-ring. For example, the valve clearance does not meet the standard after the engine is repaired, the replacement or modification of the wiring harness connected to the injector body O-ring fails to meet the original standard.
- 7) The engine is overheated and overloaded for a long time working results in damage to the injector body O-ring.
- 8) The injector body O-ring will be damaged naturally at the end of its working life.
- 9) The injector body O-ring is magnetized (injector body O-ring parts' magnetic exceeded) causing the injector body O-ring to not work properly.

**⚠ Before replacing the injector body O-ring, please check the engine parts carefully according to the engine maintenance manual to avoid the injector body O-ring being damaged again after replacement.**

## 2.5. F00VC38040 Injector Body O-ring Storage Standards

### 1) Choose a Suitable Storage Place

The warehouse and cargo yard where the injector body O-rings are stored should be kept clean and dry, and away from the factory buildings that generate harmful gases and dust; do not mix with acid, alkali, salt and other substances; the storage place should have a good drainage system; the cargo yard should be flattened with gravel or furnace ash etc. to enhance the water permeability of the surface layer to keep the reservoir area dry.

### 2) Strict Storage Requirements

Strict inspections should be carried out when the injector body O-rings are put into storage, the surface cleaning work should be done well to remove water traces, oil stains, ash and other dirt, remove the rust and do anti-rust treatment in time. Packaged injector body O-rings must be protected from damage.

### 3) Keep The Warehouse Dry And Do Moisture-proof Work

The relative humidity is usually below 70% for the injector body O-rings placed in the room, and the corrosion of the injector body O-rings is significantly reduced.

Injector body O-rings must be stored in the warehouse, and they are forbidden to store in the same warehouse with commodities with high water content.

### 4) Stack Properly

After the injector body O-ring is exposed to rain, the corrosion rate will increase significantly. The purpose of sealing is to isolate the injector body O-ring from rainwater and humid air, so the warehouse window should be checked in time to avoid rainwater entering the warehouse.

If the injector body O-ring package is damaged, it should be repaired or replaced; when the package is damp, the packaging material should be dried; if the original anti-corrosion and oil applied at the factory is found to be damaged or dried up, it should be cleaned and re-applied oil in time.

**⚠ It is forbidden to leave the injector body O-ring exposed in the air for a long time.**

**⚠ It is forbidden to store acid, alkali, salt and other substances together with the injector body O-ring.**

**⚠ The unpacked injector body O-ring must be rust-proof during secondary storage.**

## 2.6. F00VC38040 Injector Body O-ring Technical Support Obtaining Methods

- 1) Injector Nozzle Technical Data: <https://www.injectorpart.com/download/>
- 2) Injector Nozzle Technical Videos: <https://www.injectorpart.com/videos/>
- 3) Injector Nozzle Encyclopedia: <https://www.injectorpart.com/category/news/encyclopedia/>

## 3. F00VC38040 Injector Body O-ring Purchase And Delivery

### 3.1. F00VC38040 Injector Body O-ring Purchase And Payment Term

**Payment Method:** T/T, Paypal, Alipay, WeChat



**⚠ Please contact our salesmen for specific payment information.**

### 3.2. **F00VC38040** Injector Body O-ring Main Sales Markets

**Main Sales Markets Of Injector Body O-rings:** Asia, Europe, North America, South America, Africa etc.

### 3.3. **F00VC38040** Injector Body O-ring Declaration Requirements

We can assist customers to provide the following documents for import customs clearance: contract, invoice, packing list, bill of lading, insurance policy, certificate of origin, etc.

### 3.4. **F00VC38040** Injector Body O-ring Shipping Ways

**Destination in China areas:** SF Express, Debon Express, the corresponding logistics company can be provided according to customer requirements in special cases.

**Destinations out of China's areas:** DHL, UPS, FedEx, TNT air, ocean or other shipping methods required by customers.

### 3.5. **F00VC38040** Injector Body O-ring Delivery Time

**Delivery Time:** Send out within 3 – 7 working days after receiving payment (Except for special products and special cases).

### 3.6. **F00VC38040** Injector Body O-ring Logistics Time for Destination Out of China's Areas

**DHL Logistics Time:**

Country or Region of Departure	Hong Kong, China	Other Countries or Regions of Asia	Australia and New Zealand	Europe	America	Other Countries
China's Mainland	7 Days	7 Days	8 Days	8 Days	8-12 Days	7-10 Days

**UPS Logistics Time: Country or Region of Departure: China's Mainland**

Country of Destination	Estimated Arrival Time	Country of Destination	Estimated Arrival Time	Country of Destination	Estimated Arrival Time
Japan	3 Days	UK	5-7 Days	Egypt	5-7 Days
Turkey	5-7 Days	Singapore	3 Days	Switzerland	5-7 Days
Bahrain	5-7 Days	Latvia	7-10 Days	New Zealand	7-10 Days
Sri Lanka	5-7 Days	Thailand	3 Days	Austria	5-7 Days
Romania	5-7 Days	Vietnam	3-5 Days	Estonia	5-7 Days
Malaysia	3-5 Days	Israel	5-7 Days	Mexico	7-10 Days
France	5-7 Days	America	5-7 Days	United Arab Emirates	5-7 Days
Italy	5-7 Days	Netherlands	5-7 Days	Bengal	7-10 Days
Lebanon	5-7 Days	Philippine	3-5 Days	Greece	7-10 Days
South Korea	3 Days	Spain	5-7 Days	Myanmar	5-7 Days
Canada	5-7 Days	Germany	5-7 Days	Saudi Arabia	7-10 Days
Portugal	5-7 Days	Australia	5-7 Days	South Africa	7-10 Days
Denmark	5-7 Days	Belgium	5-7 Days	Ukraine	7-10 Days
India	7-10 Days	Qatar	7-10 Days	Poland	5-7 Days
Indonesia	3-5 Days	Morocco	7-10 Days	Pakistan	7-10 Days



Kuwait	7-10 Days	/	/	/	/
--------	-----------	---	---	---	---

⚠ The logistics time is for reference only, subjects are according to the actual arrival.

### 3.7. F00VC38040 Injector Body O-ring Shipping Package

**Domestic express packaging:** Usually wrapped in waterproof scotch tape.

**International express packaging:** Wrapped with waterproof yellow tape after wrapping the black protective film.

**Pallet Shipping:** Use fumigation free and recycling trays that meet export requirements, and use white wrapping protective film to wrap and bind with cable ties for the outside, also, the products can be packaged according to customers' requirements.

⚠ The packing tray is made of plastic and can be recycled.

⚠ Transparent tape, yellow tape, black wrapping protective film, white wrapping protective film are non-degradable materials, please dispose of them properly.

⚠ Minors are prohibited from using transparent tape, yellow tape, black wrapping protective film, and white wrapping protective film to avoid personal injury.

No.	1	2	3
Image			
Name	Domestic Express Packaging	International Express Packaging	Pallet Shipping
Description	Wrapped by transparent tape	Wrapped with yellow tape after wrapping black protective film	Use pallet that meet export requirements, and use white wrapping protective film to wrap and bind with cable ties

## 4. Company Information





Pic No.4


#### 4.1. Company Introduction


 **Mobile Phone/WeChat:** +86-13410541523


 **Hong Kong Mobile Phone:** +852-67653519

 **Tel:** +86-755-23215133

 **Shenzhen Office:** 11-12, Floor 14, Building 13, Qinchengda Building, Exit A, Honglang North Subway Station, Bao'an District, Shenzhen, China Mainland

 **Shenzhen Office:** Exit C, Qiao Touxu Metro Station, No. 66 Chongqing Road, Fuhai Avenue, Bao'an District, Shenzhen, China Mainland

 **Hong Kong Office:** Jianfa Street Industrial Zone, Tuen Mun, New Territories, Hong Kong, China

 **After-Sales Service Address:** Please contact our salesmen to obtain and provide the corresponding product maintenance reasons (Reference: [1.9. F00VC38040 Injector body O-ring Warranty Instructions](#) )

#### 4.2. Contact Information

Name	WeChat/ WhatsApp
Ruby	+86-13410541523

## 5. Copyright Statement

All content on [www.injectorpart.com](http://www.injectorpart.com) is sourced from and belongs to Shenzhen Shumatt Technology Co., Ltd. [www.injectorpart.com](http://www.injectorpart.com) has been authorized to use this content. Shenzhen Shumatt Technology Co., Ltd. holds all rights to the "[F00VC38040](#) Injector body O-ring Technical Instruction." Any reproduction, distribution, or public display of this material must clearly acknowledge Shenzhen Shumatt Technology Co., Ltd. as the source. Unauthorized use or failure to comply with these conditions will constitute a violation of the "Copyright Law of the People's Republic of China" and other relevant international laws and regulations.